

Features

- Linear With Class D Response
- Standard Potentiometers
 - Active Low Frequency
- Optional Potentiometers
 - High Frequency
 - Gain
- Standard
 - Microphone Windscreen
 - 2 Year Repair/1 Year L&D Warranty
 - Pink Color (Cocoa Std For CIC)
 - Volume Control
 - Wax Spring

Options

- High Power Telephone Coil (Full Shell Through Canal only)
- Directional Microphone
- Extended Warranty
- Stacked or Screw-Set Volume Control
- Colors—Pink, Tan, Cocoa or Brown
- Belled Canal
- On/Off Toggle Switch

Matrix Selections	
Canal	117/50/06
Thru	117/45/06
Full Shell	117/40/06
	117/35/06
Mini Canal	112/45/06
&	105/35/06
CIC	105/25/06

Linear

Typical Specifications for
Enhanced Linear Hearing
Instrument Models ITE
Through CIC
(Per ANSI S3.22-1996)

Note: These values are typical performance measures only. Parameters are set to their maximum values. Curves for Frequency Response, Low Frequency and High Frequency adjustment are shown at Reference Test Gain with 50 dB input. Equivalent Input Noise established via ANSI S3.22-1996 Note 1.

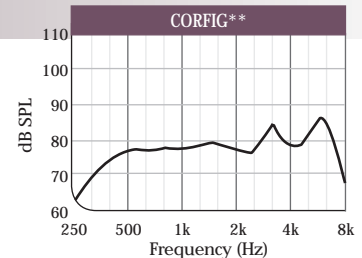
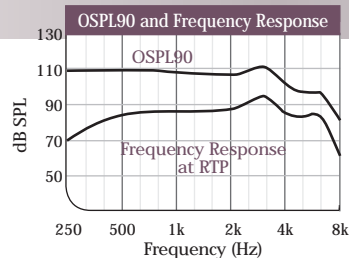
ANSI Technical Data

Mini Canal – Full Shell

CIC

Maximum OSPL90 (dB SPL)	117	112
Frequency Range (Hz)	200-7500	200-7500
HFA OSPL90 (dB SPL)	115	110
Full-On Peak Gain (dB)	50	45
HFA Full-On Gain (dB)	45	40
Reference Test Gain (dB)	37	31
Harmonic Distortion		
800 Hz (%)	<3	<3
1250 Hz (%)	<3	<3
2000 Hz (%)	<3	<3
Equivalent Input Noise (dB)	<20	<20
Battery Drain (mA)	.95	.5
Battery Type	13/312	10A
Tele-Coil* HFA SPLITS (dB SPL)/STS (dB)	95/-2	N/A

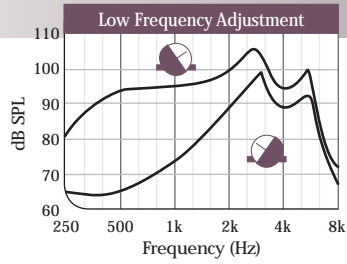
OSPL90/CORFIG



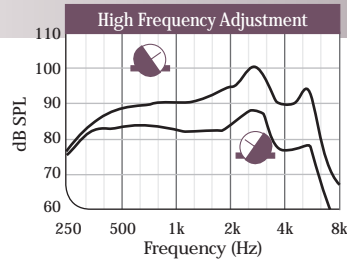
*Availability dependent upon shell size due to individual ears.

**Coupler Response for Flat Insertion Gain, Bumett and Beck, 1987.

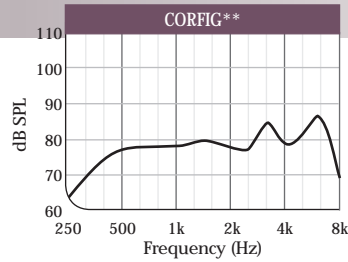
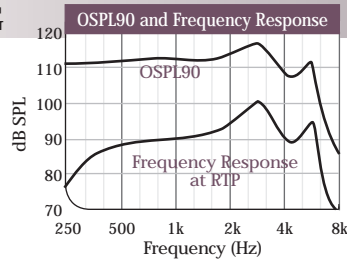
Standard Potentiometers



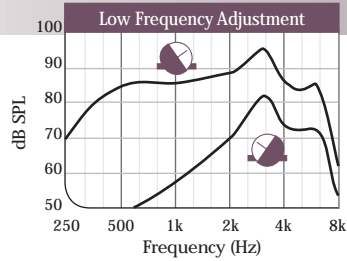
Optional Potentiometers



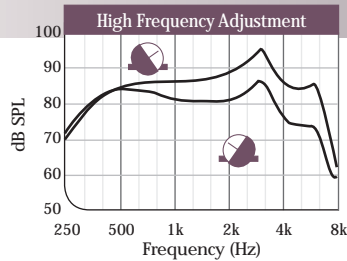
CIC OSPL90/CORFIG



CIC Standard Potentiometers



CIC Optional Potentiometers



Precaution: Proper fitting of this hearing aid requires the taking of a deep-canal impression. Hearing Health Professionals should not attempt this type of fitting unless they have developed the necessary skills needed to take this type of impression safely.

© 2001 Unitron Hearing. All rights reserved.



U.S.A. Operations, Unitron Hearing, 2300 Berkshire Lane, Plymouth, MN 55441
For more information: 800-888-8882, 763-744-3300, Fax: 763-557-8828

Part No. UH-LA-01: 11 1